

Anti-GABA-A-R-Gamma2L/S Antibody



Product Details

Available Variants	100 µL (SKU:75-483)
Conjugate	Unconjugated
Isotype	IgG2b
Clone	N452/30
Gene Name	GABRG2
Host Species	Mouse
Concentration	1 mg/mL
Format	Purified by Protein A chromatography
Physical State	Liquid
Buffer	10 mM Tris, 50 mM Sodium Chloride, 0.065% Sodium Azide pH 7.125
Production Notes	Produced by in vitro bioreactor culture of hybridoma line followed by Protein A affinity chromatography. Purified mAbs are >90% specific antibody.
Applications	ELISA, ICC, IHC, WB
Species Reactivity	Human, Mouse, Rat
Immunogen	Fusion protein amino acids 360-445 (cytoplasmic C-terminus) of human GABA-A-R-Gamma2L (accession number P18507-2) produced recombinantly in E. Coli
Specificity	No cross-reactivity reported
Molecular Weight	45-55 kDa
Quality Control	Each new lot of antibody is quality control tested by western blot on rat whole brain lysate and confirmed to stain the expected molecular weight band.
Storage	Aliquot and store at $\leq -20^{\circ}\text{C}$ for long term storage. For short term storage, store at $2-8^{\circ}\text{C}$. For maximum recovery of product, centrifuge the vial prior to

removing the cap.

Antibody Registry ID AB_2725814

UniProt ID [P18507-2](#)


Country of Origin United States

Shipping Shipped on ice packs


Expiration 24 months from date of receipt

Usage Statement These antibodies are to be used as research laboratory reagents and are not for use as diagnostic or therapeutic reagents in humans.

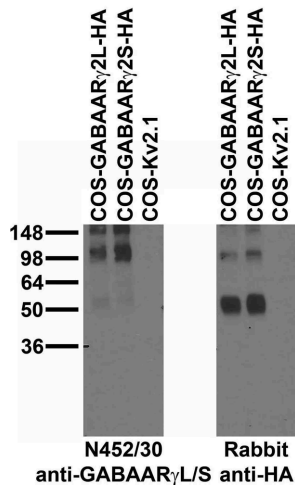
Product Images



Adult rat hippocampus immunohistochemistry.



Adult rat brain membrane immunoblot.



Immunoblot against extracts of COS cells transiently transfected with HA-tagged GABA-A-R-Gamma2L, GABA-A-R-Gamma2S or untagged Kv2.1 plasmid probed with N452/30 (left) or rabbit anti-HA (right).

Product Page URL: www.antibodiesinc.com/products/anti-gaba-a-r-gamma2l-s-antibody-n452-30-75-483



Created on 11. July 2026 | All information without guarantee