

Anti-Slc18a2/VMAT2 Antibody

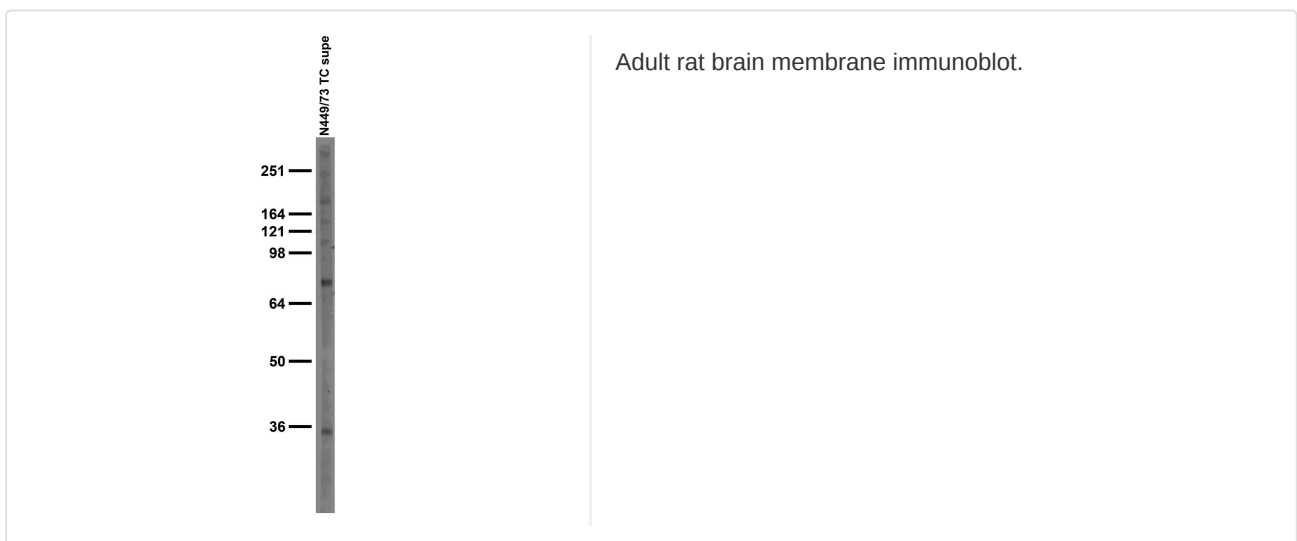
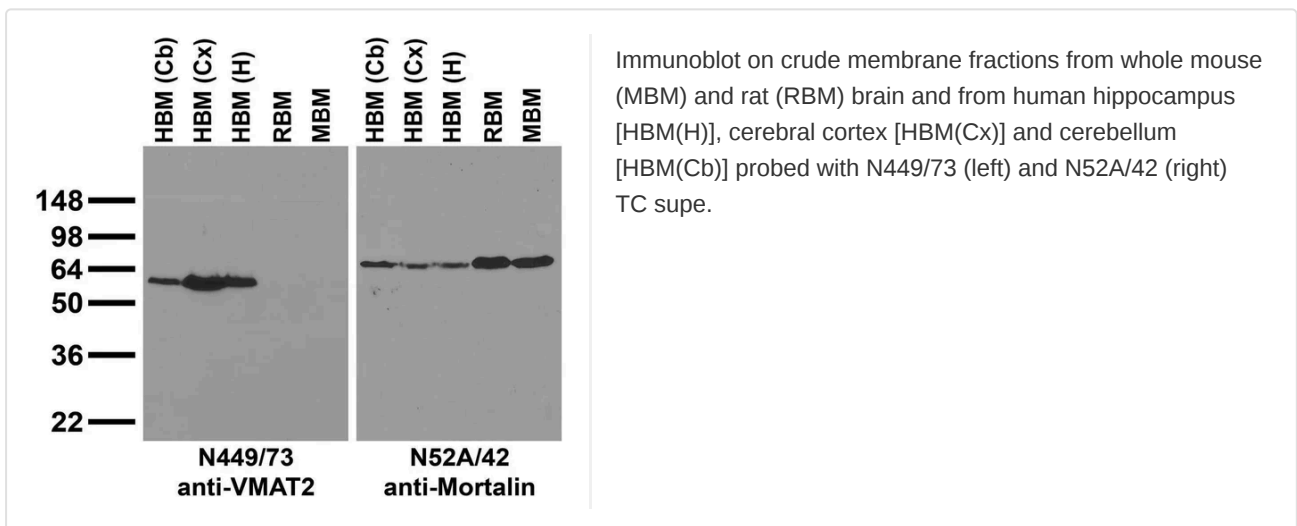


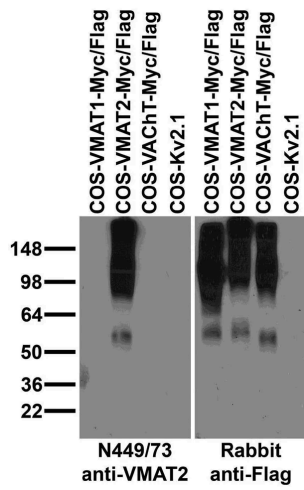
Product Details

Available Variants	100 µL (SKU:75-436)
Conjugate	Unconjugated
Isotype	IgG2b
Clone	N449/73
Gene Name	Slc18a2
Host Species	Mouse
Concentration	1 mg/mL
Format	Purified by Protein A chromatography
Physical State	Liquid
Buffer	10 mM Tris, 50 mM Sodium Chloride, 0.065% Sodium Azide pH 7.125
Production Notes	Produced by in vitro bioreactor culture of hybridoma line followed by Protein A affinity chromatography. Purified mAbs are >90% specific antibody.
Applications	ELISA, ICC, WB
Species Reactivity	Human, Mouse, Rat
Immunogen	Fusion protein amino acids 42-132 (first luminal domain) of mouse Slc18a2 (accession number Q66L40) produced recombinantly in E. Coli
Specificity	Does not cross-react with Slc18a1/VMAT1 or Slc18a3/VACHT
Molecular Weight	60 kDa
Quality Control	Each new lot of antibody is quality control tested by western blot on rat whole brain lysate and confirmed to stain the expected molecular weight band.

Storage	Aliquot and store at $\leq -20^{\circ}\text{C}$ for long term storage. For short term storage, store at $2-8^{\circ}\text{C}$. For maximum recovery of product, centrifuge the vial prior to removing the cap.
Antibody Registry ID	AB_2686911
UniProt ID	Q66L40
Country of Origin	United States
Shipping	Shipped on ice packs
Expiration	24 months from date of receipt
Usage Statement	These antibodies are to be used as research laboratory reagents and are not for use as diagnostic or therapeutic reagents in humans.

Product Images





Immunoblot against extracts of COS cells transiently transfected with Myc/Flag-tagged VMAT1, VMAT2, VACHT or Kv2.1 plasmid probed with N449/73 (left) or rabbit anti-Flag (right).

Product Page URL: www.antibodiesinc.com/products/anti-slc18a2-vmat2-antibody-n449-73-75-436



Created on 11. July 2026 | All information without guarantee