

## Anti-Npas4 Antibody



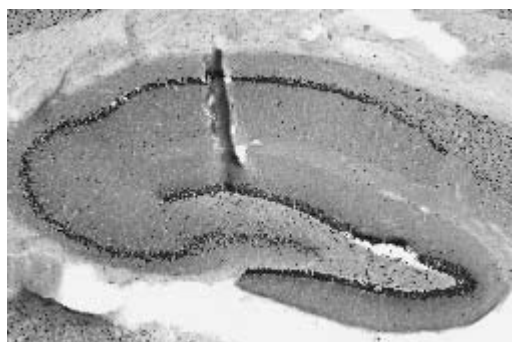
### Product Details

<b>Available Variants</b>	100 µL (SKU:75-396)
<b>Conjugate</b>	Unconjugated
<b>Isotype</b>	IgG1
<b>Clone</b>	N408/79
<b>Gene Name</b>	Npas4 Nxf
<b>Host Species</b>	Mouse
<b>Concentration</b>	1 mg/mL
<b>Format</b>	Purified by Protein A chromatography
<b>Physical State</b>	Liquid
<b>Buffer</b>	10 mM Tris, 50 mM Sodium Chloride, 0.065% Sodium Azide pH 7.125
<b>Production Notes</b>	Produced by in vitro bioreactor culture of hybridoma line followed by Protein A affinity chromatography. Purified mAbs are >90% specific antibody.
<b>Applications</b>	ELISA, ICC, IHC, WB
<b>Species Reactivity</b>	Mouse, Rat
<b>Immunogen</b>	Fusion protein amino acids 597-802 (C-terminus) of rat Npas4 (accession number Q8CJH6) produced recombinantly in E. Coli
<b>Specificity</b>	No cross-reactivity reported
<b>Molecular Weight</b>	90 kDa
<b>Quality Control</b>	Each new lot of antibody is quality control tested by IHC on either rat or mouse brain and confirmed to give the expected staining pattern.

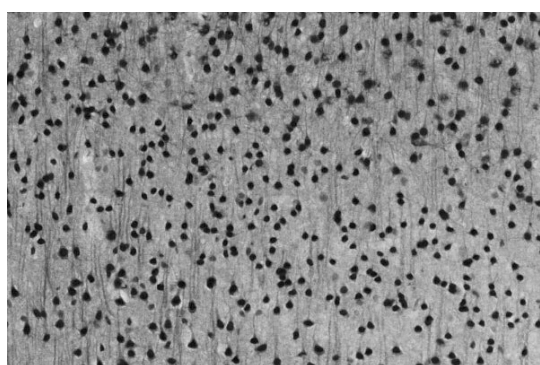
<b>Storage</b>	Aliquot and store at $\leq -20^{\circ}\text{C}$ for long term storage. For short term storage, store at $2-8^{\circ}\text{C}$ . For maximum recovery of product, centrifuge the vial prior to removing the cap.
<b>Antibody Registry ID</b>	AB_2491085
<b>UniProt ID</b>	<u>Q8CJH6</u>
<b>Country of Origin</b>	United States
<b>Shipping</b>	Shipped on ice packs
<b>Expiration</b>	24 months from date of receipt
<b>Usage Statement</b>	These antibodies are to be used as research laboratory reagents and are not for use as diagnostic or therapeutic reagents in humans.

---

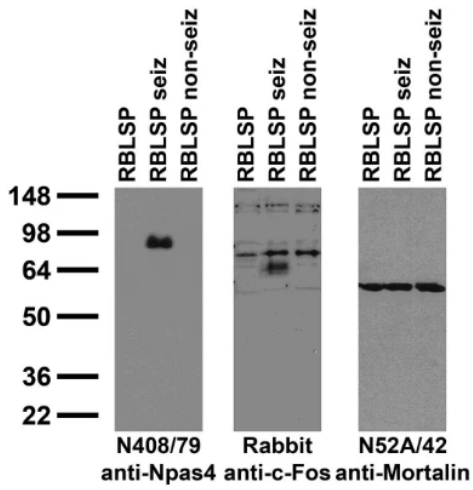
## Product Images



Hippocampus Immunohistochemistry from adult rats treated with kainic acid.



Immunohistochemistry against cortex.



Immunoblot against crude brain low-speed pellets from untreated adult rats (RBLSP), adult rats treated with kainic acid to induce seizures (RBLSP seiz) and adult rats treated with saline (RBLSP non-seiz) probed with N408/79 (left) and N52A/42 (right) TC supe and with Rabbit anti-c-Fos (middle).

Product Page URL: [www.antibodiesinc.com/products/anti-npas4-antibody-n408-79-75-396](http://www.antibodiesinc.com/products/anti-npas4-antibody-n408-79-75-396)



Created on 11. July 2026 | All information without guarantee