

Anti-GluA1/GluR1 Glutamate Receptor Antibody

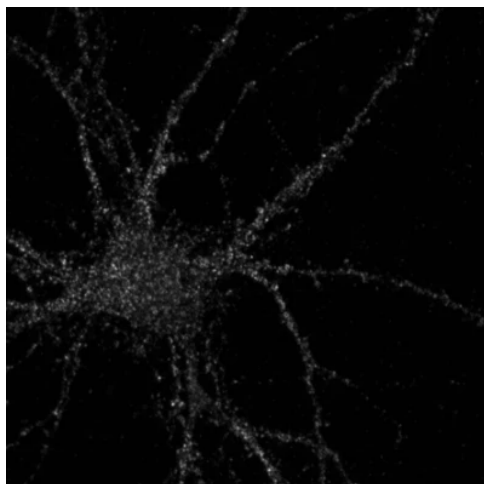


Product Details

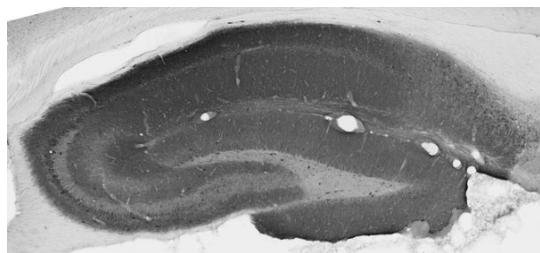
Available Variants	100 μ L (SKU:75-327) 20 μ L (SKU:75-327-020)
Conjugate	Unconjugated
Isotype	IgG1
Clone	N355/1
Gene Name	Gria1 Glur1
Host Species	Mouse
Concentration	1 mg/mL
Format	Purified by Protein A chromatography
Physical State	Liquid
Buffer	10 mM Tris, 50 mM Sodium Chloride, 0.065% Sodium Azide pH 7.125
Production Notes	Produced by in vitro bioreactor culture of hybridoma line followed by Protein A affinity chromatography. Purified mAbs are >90% specific antibody.
Applications	ELISA, ICC, IHC, WB
Dilution Ranges	WB: 1:1000 IHC: 1:250 ICC: 1:250
Species Reactivity	Human, Mouse, Rat
Immunogen	Fusion protein amino acids 1-389 (extracellular N-terminus) of rat GluA1/GluR1 (accession number P19490) produced recombinantly in E. Coli.
Specificity	Does not cross-react with GluR2
Molecular Weight	100 kDa

Quality Control	Each new lot of antibody is quality control tested by western blot on rat whole brain lysate and confirmed to stain the expected molecular weight band.
Storage	Aliquot and store at $\leq -20^{\circ}\text{C}$ for long term storage. For short term storage, store at $2-8^{\circ}\text{C}$. For maximum recovery of product, centrifuge the vial prior to removing the cap.
Antibody Registry ID	AB_2315840
UniProt ID	P19490
Country of Origin	United States
Shipping	Shipped on ice packs
Expiration	24 months from date of receipt
Usage Statement	These antibodies are to be used as research laboratory reagents and are not for use as diagnostic or therapeutic reagents in humans.

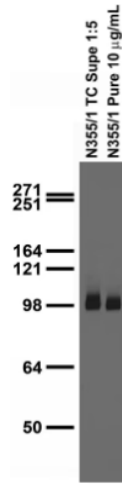
Product Images



Immunofluorescence staining of 14 DIV cultured rat cortical neuron with N355/1. Image courtesy of Brad Elmer and Kim McAllister (UCD).



Adult rat hippocampus immunohistochemistry.



Adult rat brain membrane immunoblot.

Product Page URL: www.antibodiesinc.com/products/anti-glua1-glur1-glutamate-receptor-antibody-n355-1-75-327



Created on 11. July 2026 | All information without guarantee