

## Anti-Aldh1L1 (Staining) Antibody



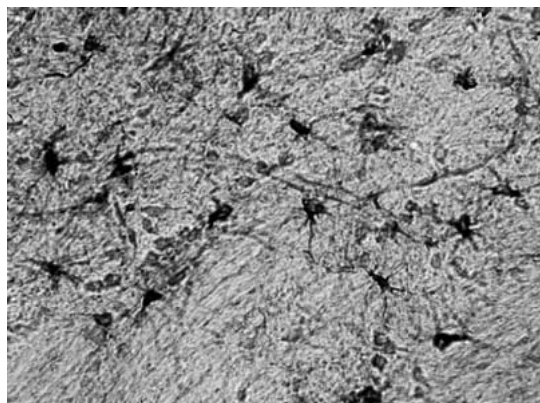
### Product Details

<b>Available Variants</b>	100 µL (SKU:75-164) 20 µL (SKU:75-164-020)
<b>Conjugate</b>	Unconjugated
<b>Isotype</b>	IgG1
<b>Clone</b>	N103/31
<b>Gene Name</b>	Aldh1l1 Fthfd
<b>Host Species</b>	Mouse
<b>Concentration</b>	1 mg/mL
<b>Format</b>	Purified by Protein A chromatography
<b>Physical State</b>	Liquid
<b>Buffer</b>	10 mM Tris, 50 mM Sodium Chloride, 0.065% Sodium Azide pH 7.90
<b>Production Notes</b>	Produced by in vitro bioreactor culture of hybridoma line followed by Protein A affinity chromatography. Purified mAbs are >90% specific antibody.
<b>Applications</b>	ELISA, ICC, IHC
<b>Dilution Ranges</b>	WB: 1:2000 IHC: 1:250 ICC: 1:250
<b>Species Reactivity</b>	Human, Rat
<b>Immunogen</b>	Protein amino acids 1-902 (full-length) of rat Aldh1L1 (accession number P28037) produced recombinantly in E. Coli
<b>Specificity</b>	No cross-reactivity against Aldh1L2
<b>Molecular Weight</b>	100 kDa

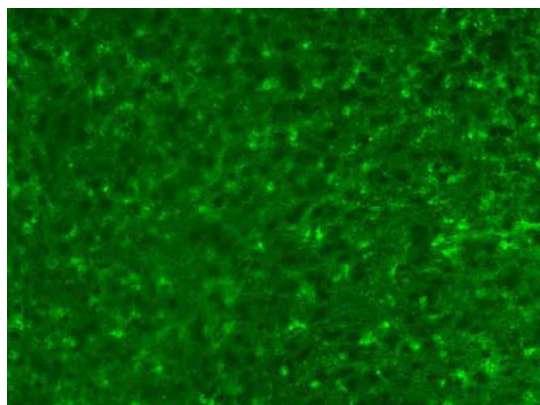
<b>Quality Control</b>	Each new lot of antibody is quality control tested by IHC on either rat or mouse brain and confirmed to give the expected staining pattern.
<b>Storage</b>	Aliquot and store at $\leq -20^{\circ}\text{C}$ for long term storage. For short term storage, store at $2-8^{\circ}\text{C}$ . For maximum recovery of product, centrifuge the vial prior to removing the cap.
<b>Antibody Registry ID</b>	AB_10671695
<b>UniProt ID</b>	<a href="#">P28037</a>
<b>Country of Origin</b>	United States
<b>Shipping</b>	Shipped on ice packs
<b>Expiration</b>	24 months from date of receipt
<b>Usage Statement</b>	These antibodies are to be used as research laboratory reagents and are not for use as diagnostic or therapeutic reagents in humans.

---

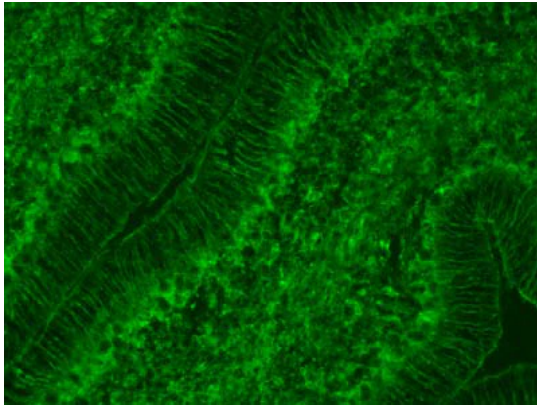
## Product Images



Adult rat hippocampus immunohistochemistry.



Adult rat cortex immunofluorescence. Images courtesy of Lynette Foo and Dr. Ben Barres, Stanford University.



Cerebellum immunofluorescence. Images courtesy of Lynette Foo and Dr. Ben Barres, Stanford University.

---

**Product Page URL:** [www.antibodiesinc.com/products/anti-aldh1l1-staining-antibody-n103-31-75-164](http://www.antibodiesinc.com/products/anti-aldh1l1-staining-antibody-n103-31-75-164)



Created on 11. July 2026 | All information without guarantee