

Anti-AMIGO-1 Antibody

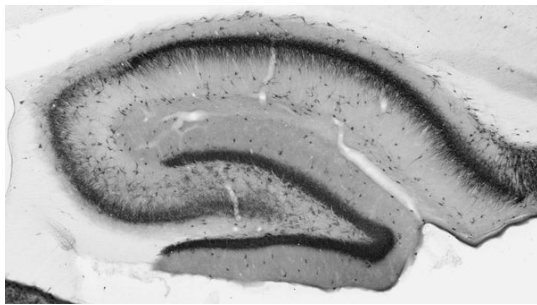


Product Details

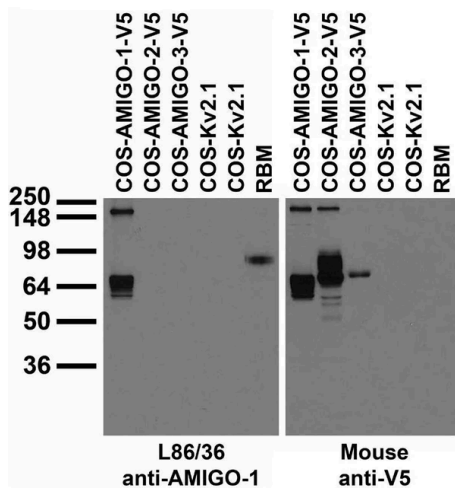
Available Variants	100 μ L (SKU:75-318)
Conjugate	Unconjugated
Isotype	IgG1
Clone	L86/36
Gene Name	Amigo1 Ali2 Amigo Kiaa1163
Host Species	Mouse
Concentration	1 mg/mL
Format	Purified by Protein A chromatography
Physical State	Liquid
Buffer	10 mM Tris, 50 mM Sodium Chloride, 0.065% Sodium Azide pH 7.125
Production Notes	Produced by in vitro bioreactor culture of hybridoma line followed by Protein A affinity chromatography. Purified mAbs are >90% specific antibody.
Applications	ELISA, ICC, IHC, WB
Species Reactivity	Human, Mouse, Rat
Immunogen	Fusion protein amino acids 395-493 (cytoplasmic C-terminus) of mouse AMIGO-1 (accession number Q80ZD8) produced recombinantly in E. Coli
Specificity	No cross-reactivity reported
Molecular Weight	60-80 kDa depending on maturity/glycosylation
Quality Control	Each new lot of antibody is quality control tested by western blot on rat whole brain lysate and confirmed to stain the expected molecular weight band.

Storage	Aliquot and store at $\leq -20^{\circ}\text{C}$ for long term storage. For short term storage, store at $2-8^{\circ}\text{C}$. For maximum recovery of product, centrifuge the vial prior to removing the cap.
Antibody Registry ID	AB_2315800
UniProt ID	Q80ZD8
Country of Origin	United States
Shipping	Shipped on ice packs
Expiration	24 months from date of receipt
Usage Statement	These antibodies are to be used as research laboratory reagents and are not for use as diagnostic or therapeutic reagents in humans.

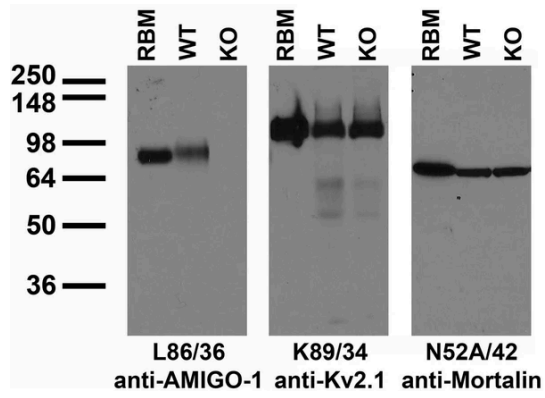
Product Images



Adult rat hippocampus immunohistochemistry.



Tissue and transfected cell immunoblot: extracts of rat brain membrane (RBM) and COS cells transiently transfected with V5-tagged AMIGO-1, AMIGO-2, AMIGO-3 or untagged Kv2.1 plasmid and probed with L86/36 TC supe (left) and Mouse anti-V5 (right).



Immunoblot versus RBM and lysates of WT and AMIGO-1 KO mouse brains probed with L86/36 (left), K89/34 (middle) and N52A/42 (right) TC supe. Mouse brain samples courtesy of Juha Kuja-Panula (University of Helsinki, Finland).

Product Page URL: www.antibodiesinc.com/products/anti-amigo-1-antibody-l86-36-75-318



Created on 11. July 2026 | All information without guarantee