www.antibodiesinc.com
orders@antibodiesinc.com
530-758-4400

PRODUCT DATASHEET

Anti-Collybistin Antibody

Product Details

Available Variants	100 µL (SKU:75-482)
Conjugate	Unconjugated
Isotype	IgG1
Clone	L120/30
Gene Name	Arhgef9
Host Species	Mouse
Concentration	1 mg/mL
Format	Purified by Protein A chromatography
Physical State	Liquid
Buffer	10 mM Tris, 50 mM Sodium Chloride, 0.065% Sodium Azide pH 7.125
Production Notes	Produced by in vitro bioreactor culture of hybridoma line followed by Protein A affinity chromatography. Purified mAbs are >90% specific antibody.
Applications	ELISA, ICC, IHC
Species Reactivity	Mouse, Rat
Immunogen	Fusion protein amino acids 105-455 of rat Collybistin (accession number Q9QX73) produced recombinantly in E. Coli
Specificity	No cross-reactivity reported
Molecular Weight	50-60 kDa
Quality Control	Each new lot of antibody is quality control tested by IHC on either rat or mouse brain and confirmed to give the expected staining pattern.

Storage	Aliquot and store at ≤ -20°C for long term storage. For short term storage, store at 2-8°C. For maximum recovery of product, centrifuge the vial prior to removing the cap.
Antibody Registry ID	AB_2722672
UniProt ID	Q9QX73 UniProt Summary: Acts as a guanine nucleotide exchange factor (GEF) for CDC42. Promotes formation of GPHN clusters.
Country of Origin	United States
Shipping	Shipped on ice packs
Expiration	24 months from date of receipt
Usage Statement	These antibodies are to be used as research laboratory reagents and are not for use as diagnostic or therapeutic reagents in humans.
NCBI Gene ID	66013

Product Images

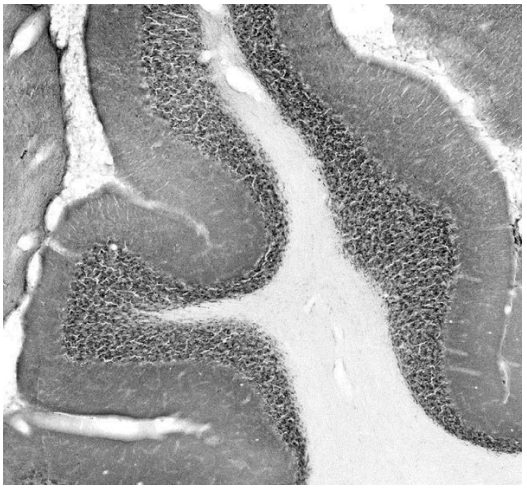

Adult rat cerebellum immunohistochemistry.

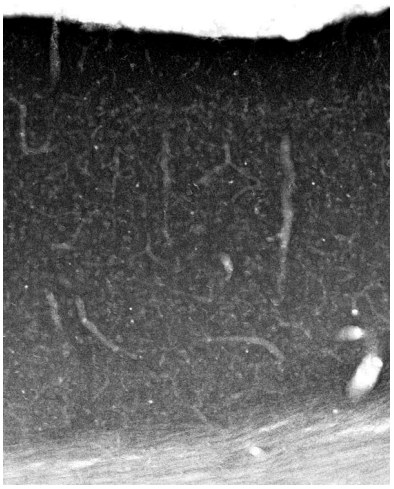

Adult rat cortex immunohistochemistry.

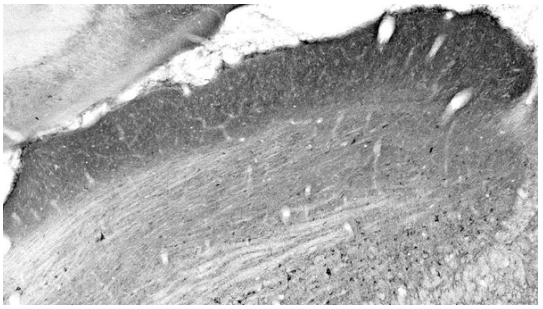

Adult rat superior colliculus immunohistochemistry.