

Anti-nNOS/NOS1 Antibody



Product Details

Available Variants	100 μ L (SKU:75-481)
Conjugate	Unconjugated
Isotype	IgG2b
Clone	L121/42
Gene Name	NOS1
Host Species	Mouse
Concentration	1 mg/mL
Format	Purified by Protein A chromatography
Physical State	Liquid
Buffer	10 mM Tris, 50 mM Sodium Chloride, 0.065% Sodium Azide pH 7.125
Production Notes	Produced by in vitro bioreactor culture of hybridoma line followed by Protein A affinity chromatography. Purified mAbs are >90% specific antibody.
Applications	ELISA, ICC, IHC, WB
Species Reactivity	Human, Mouse, Rat
Immunogen	Fusion protein amino acids 350-720 of human NOS1 (accession number P29475) produced recombinantly in E. Coli
Specificity	No cross-reactivity reported
Molecular Weight	155-165 kDa for full-length protein, smaller fragments possible due to proteolysis and/or variable sample preparation
Quality Control	Each new lot of antibody is quality control tested by western blot on rat whole brain lysate and confirmed to stain the expected molecular weight band.
Storage	Aliquot and store at $\leq -20^{\circ}\text{C}$ for long term storage. For short term storage, store at $2-8^{\circ}\text{C}$. For maximum recovery of product, centrifuge the vial prior to

removing the cap.

Antibody Registry ID

AB_2744559

UniProt ID

P29475

Country of Origin

United States

Shipping

Shipped on ice packs

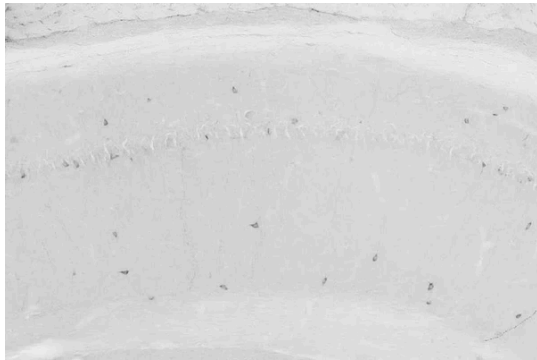
Expiration

24 months from date of receipt

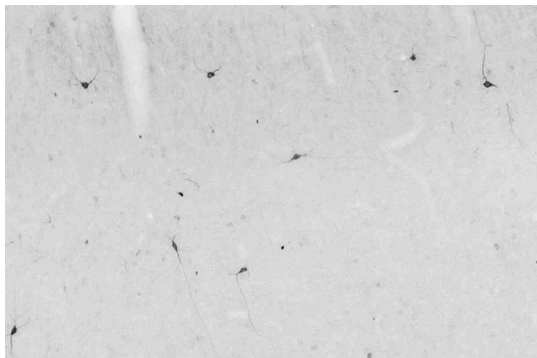
Usage Statement

These antibodies are to be used as research laboratory reagents and are not for use as diagnostic or therapeutic reagents in humans.


Product Images



Adult rat hippocampus immunohistochemistry.



Adult rat cortex immunohistochemistry.



Adult rat brain membrane immunoblot.

Product Page URL: www.antibodiesinc.com/products/anti-nnos-nos1-antibody-l121-42-75-481



Created on 11. July 2026 | All information without guarantee