

Anti-Nav1.6 Na⁺ Channel Antibody

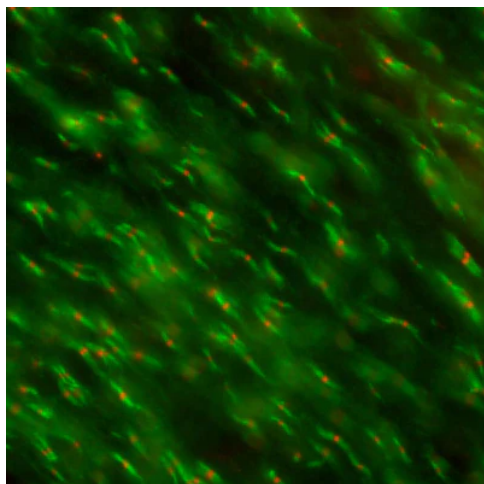


Product Details

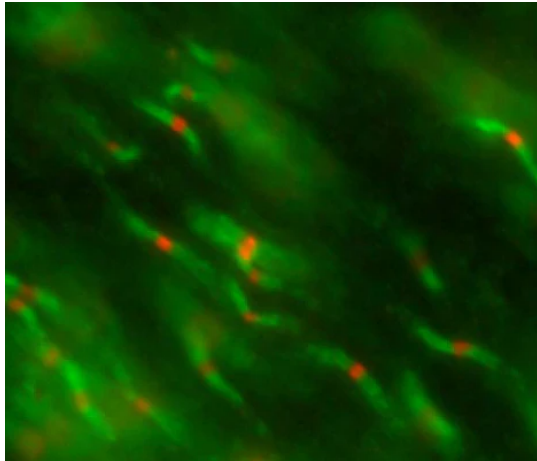
Available Variants	100 µL (SKU:75-026) 20 µL (SKU:75-026-020)
Conjugate	Unconjugated
Isotype	IgG1
Clone	K87A/10
Gene Name	Scn8a
Host Species	Mouse
Concentration	1 mg/mL
Format	Purified by Protein A chromatography
Physical State	Liquid
Buffer	10 mM Tris, 50 mM Sodium Chloride, 0.065% Sodium Azide pH 7.4
Production Notes	Produced by in vitro bioreactor culture of hybridoma line followed by Protein A affinity chromatography. Purified mAbs are >90% specific antibody.
Applications	ELISA, ICC, IHC, IP
Dilution Ranges	IHC: 1:250 ICC: 1:250
Species Reactivity	Feline, Human, Mouse, Rat
Immunogen	Synthetic peptide 459-476 (intracellular interdomain loop I-II) of rat Nav1.6 (accession number O88420)
Specificity	No cross-reactivity reported
Molecular Weight	<200 kDa

Quality Control	Each new lot of antibody is quality control tested on cells overexpressing target protein and confirmed to give the expected staining pattern.
Storage	Aliquot and store at $\leq -20^{\circ}\text{C}$ for long term storage. For short term storage, store at $2-8^{\circ}\text{C}$. For maximum recovery of product, centrifuge the vial prior to removing the cap.
Antibody Registry ID	AB_2184197
UniProt ID	<u>O88420</u>
Country of Origin	United States
Shipping	Shipped on ice packs
Expiration	24 months from date of receipt
Usage Statement	These antibodies are to be used as research laboratory reagents and are not for use as diagnostic or therapeutic reagents in humans.

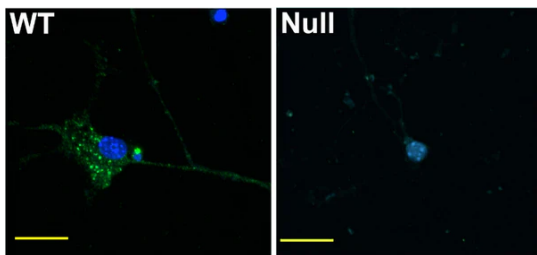
Product Images



Adult rat optic nerve immunofluorescence staining
K87A/10=red Rabbit anti-Caspr=green Image courtesy of Dr.
Matthew Rasband (Baylor College of Medicine).



(Closeup) Adult rat optic nerve immunofluorescence staining K87A/10=red Rabbit anti-Caspr=green Image courtesy of Dr. Matthew Rasband (Baylor College of Medicine).



Cerebellar granule cells, 16 days in culture, obtained from wild-type (WT) and Nav1.6-null "Null" mice. K87A/10=green. DAPI=blue. Scale bar = 20 μ m. Images courtesy of Drs. L. M. Sharkey and M. H. Meisler, University of Michigan School of Medicine.

Product Page URL: www.antibodiesinc.com/products/anti-nav1-6-na-channel-antibody-k87a-10-75-026



Created on 11. July 2026 | All information without guarantee